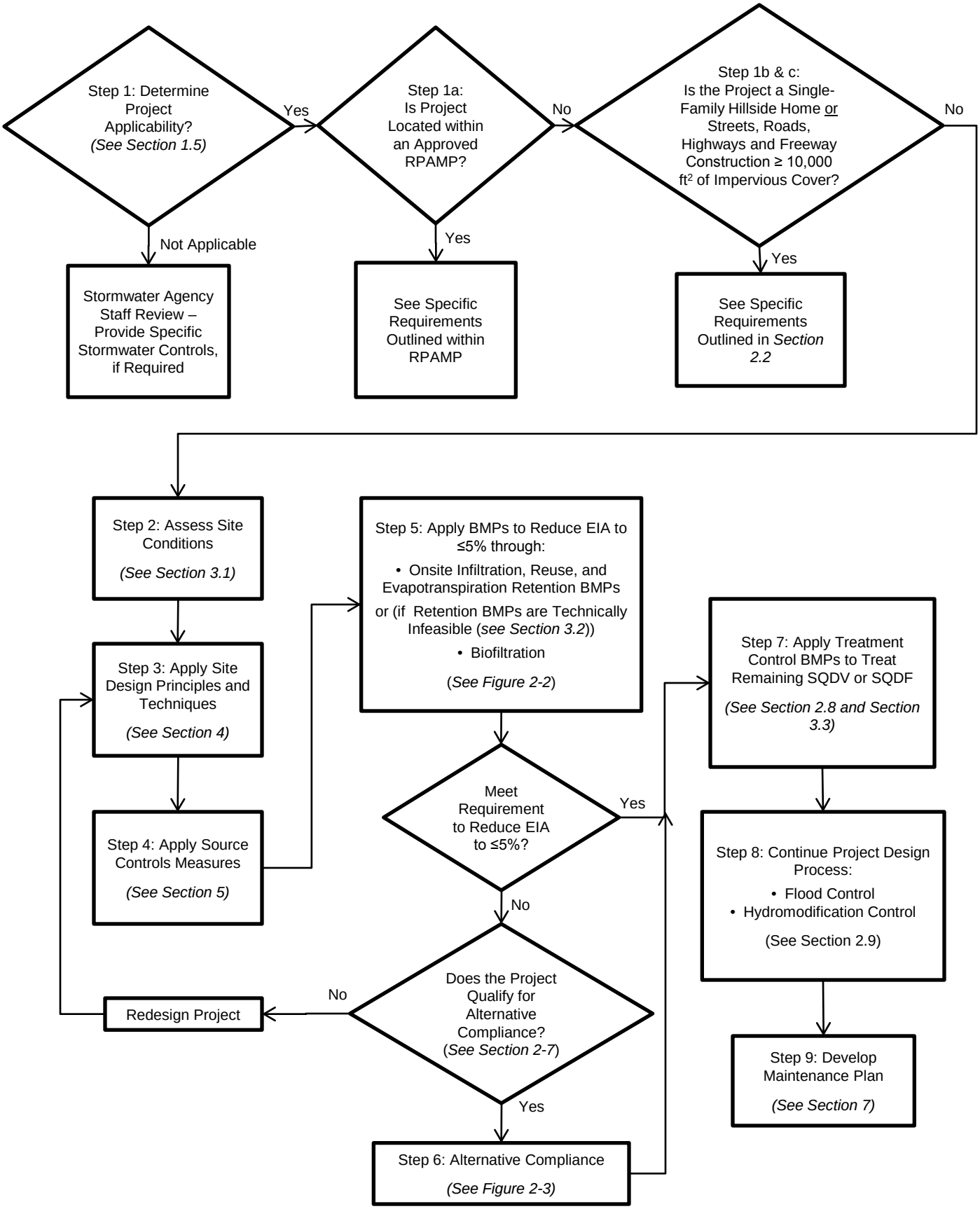
Step 1: Determine Project Applicability? (See Section 1.5)
Yes
Step 1a: Is Project Located within an Approved RPAMP?
No
Step 1b & c: Is the Project a Single-Family Hillside Home or Streets, Roads, Highways and Freeway Construction ≥ 10,000 ft² of Impervious Cover?
No
Not Applicable
Stormwater Agency Staff Review – Provide Specific Stormwater Controls, if Required
Yes
See Specific Requirements Outlined within RPAMP
Yes
See Specific Requirements Outlined in Section 2.2
Step 2: Assess Site Conditions (See Section 3.1)
Step 3: Apply Site Design Principles and Techniques (See Section 4)
Step 4: Apply Source Controls Measures (See Section 5)
Step 5: Apply BMPs to Reduce EIA to ≤5% through:
• Onsite Infiltration, Reuse, and Evapotranspiration Retention BMPs
or (if Retention BMPs are Technically Infeasible (see Section 3.2))
• Biofiltration
(See Figure 2-2)
Meet Requirement to Reduce EIA to ≤5%?
Yes
No
Does the Project Qualify for Alternative Compliance? (See Section 2-7)
No
Redesign Project
Yes
Step 6: Alternative Compliance (See Figure 2-3)
Step 7: Apply Treatment Control BMPs to Treat Remaining SQDV or SQDF (See Section 2.8 and Section 3.3)
Step 8: Continue Project Design Process:
• Flood Control
• Hydromodification Control
(See Section 2.9)
Step 9: Develop Maintenance Plan (See Section 7)

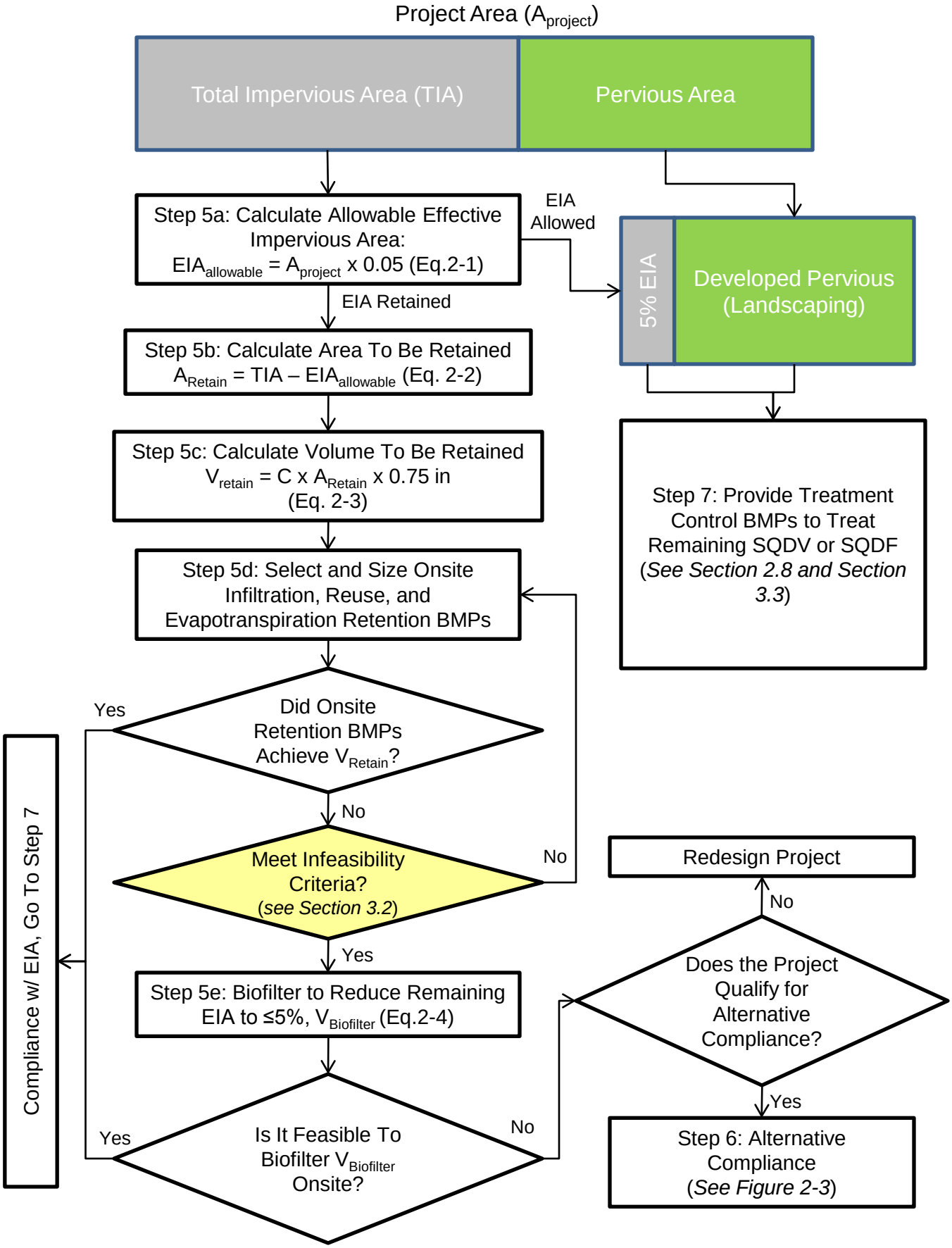
Project Area ($A_{project}$)
Total Impervious Area (TIA)
Pervious Area
Step 5a: Calculate Allowable Effective Impervious Area: $EIA_{allowable} = A_{project} \times 0.05$ (Eq.2-1)
EIA Allowed
5% EIA
Developed Pervious (Landscaping)
EIA Retained
Step 5b: Calculate Area To Be Retained $A_{Retain} = TIA - EIA_{allowable}$ (Eq. 2-2)
Step 5c: Calculate Volume To Be Retained $V_{retain} = C \times A_{Retain} \times 0.75$ in (Eq. 2-3)
Step 7: Provide Treatment Control BMPs to Treat Remaining SQDV or SQDF (*See Section 2.8 and Section 3.3*)
Step 5d: Select and Size Onsite Infiltration, Reuse, and Evapotranspiration Retention BMPs
Yes
Did Onsite Retention BMPs Achieve V_{Retain}?
No
Meet Infeasibility Criteria? (*see Section 3.2*)
No
Redesign Project
No
Does the Project Qualify for Alternative Compliance?
Yes
Step 6: Alternative Compliance (*See Figure 2-3*)
Yes
Step 5e: Biofilter to Reduce Remaining EIA to ≤5%, $V_{Biofilter}$ (Eq.2-4)
Yes
Is It Feasible To Biofilter $V_{Biofilter}$ Onsite?
No
Compliance w/ EIA, Go To Step 7

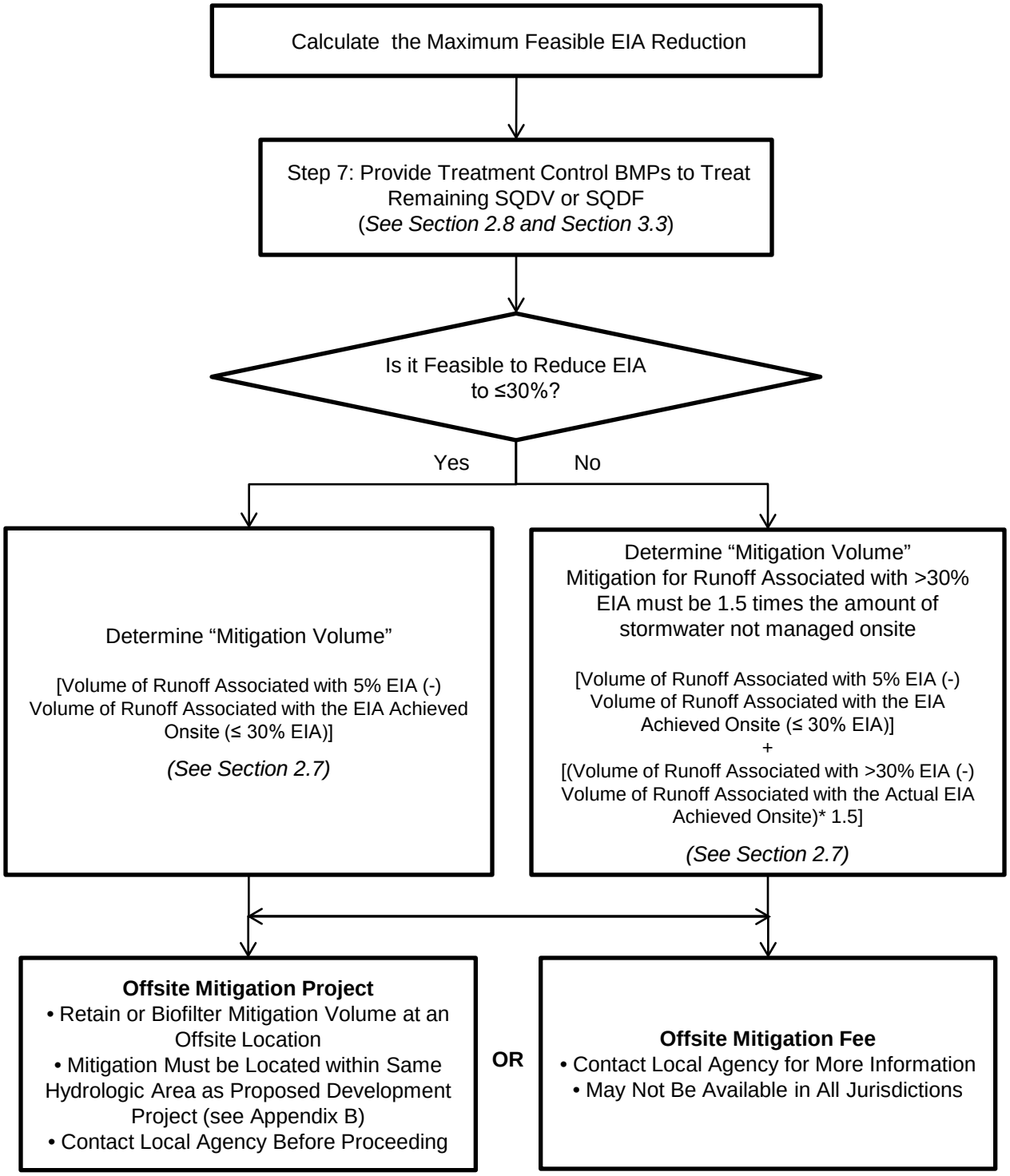
Calculate the Maximum Feasible EIA Reduction
Step 7: Provide Treatment Control BMPs to Treat Remaining SQDV or SQDF (See Section 2.8 and Section 3.3)
Is it Feasible to Reduce EIA to ≤30%?
Yes
No
Determine "Mitigation Volume"
[Volume of Runoff Associated with 5% EIA (-) Volume of Runoff Associated with the EIA Achieved Onsite (≤ 30% EIA)]
(See Section 2.7)
Determine "Mitigation Volume"
Mitigation for Runoff Associated with >30% EIA must be 1.5 times the amount of stormwater not managed onsite
[Volume of Runoff Associated with 5% EIA (-) Volume of Runoff Associated with the EIA Achieved Onsite (≤ 30% EIA)]
+
[(Volume of Runoff Associated with >30% EIA (-) Volume of Runoff Associated with the Actual EIA Achieved Onsite)* 1.5]
(See Section 2.7)
Offsite Mitigation Project
• Retain or Biofilter Mitigation Volume at an Offsite Location
• Mitigation Must be Located within Same Hydrologic Area as Proposed Development Project (see Appendix B)
• Contact Local Agency Before Proceeding
OR
Offsite Mitigation Fee
• Contact Local Agency for More Information
• May Not Be Available in All Jurisdictions